



## G20RX

### Electrical

Frequency Hz	Phases	Voltage Volts	Prime		Standby	
			kVA	kW	kVA	kW
50	3	400/230	20.3	16.2	22.1	17.7
50	1	230	15.6	15.6	17.1	17.1
60	3	380/220	25.6	20.5	28.0	22.4
60	3	220/127	25.8	20.6	28.3	22.6
60	1	240	18.5	18.5	20.0	20.0

Frequency Hz	Phases	Voltage Volts	MCB Rating Amps	ATP Rating Amps	Rated Speed RPM
50	3	400/230	32	40	1500
50	1	230	50	63	1500
60	3	380/220	40	40	1800
60	3	220/127	63	80	1800
60	1	240	80	100	1800

### Power Factor

3 Phase	0.8
1 Phase	1

### All ratings are to standard reference conditions ISO8528

Prime: This rating is for the supply of continuous electrical power, at variable load, in lieu of commercially purchase power. There is no limitation on the annual hours of operation and 10% over load power can be supplied for 1 hour in 12.

Standby: This rating is for the supply of continuous electrical power, at variable load, in the event of a utility power failure. No overload is permitted.

"Stage IIIa" models are only emissions compliant at 50Hz Prime Power in accordance with 97-68EC

### Load Acceptance

### GI Standard

1st Step size (As % of Rated Load) 50Hz	100
1st Step size (As % of Rated Load) 60Hz	99

Alternator		HM 160 B1
Poles		4 pole
Winding Connections		Star
Insulation		Class H
Enclosure		IP23
Exciter System		Self-regulating brushless
Voltage Regulator		AVR
Steady State Voltage Regulation		+/- 1.0% (GI)
Bearing		Single bearing sealed
Coupling		Flexible disc
Cooling		Direct drive centrifugal blower fan
Coating		Winding Protection Standard +

Engine		
1500 RPM		
Output Rating (PRP)	kW	19.1
Output Rating (Standby)	kW	21
1800 RPM		
Output Rating (PRP)	kW	24.2
Output Rating (Standby)	kW	26.8
Manufacturer and Model		Yanmar 4TNV84T BGGEH
Fuel		Diesel
Injection		Direct
Aspiration		Turbo Charged
Cylinders		4
Bore and Stroke	mm	84 x 90
Displacement	l	1.995
Cooling		Water
Engine Oil Specification		SAE 3 Class 10W30 / IPE Grade CD,CF
Compression Ratio		18.9:1
Engine Oil Capacity		7.4
Coolant Capacity		5.8
Governor		Mechanical
Air Filter		Dry
Engine Oil Consumption	100% Load	0.27 g/kWh

Fuel Consumption		
1500 RPM		
100% Load Prime	l/h	5.64
75% Load Prime	l/h	4.25
50% Load Prime	l/h	2.99
100% Load Standby	l/h	6
1800 RPM		
100% Load Prime	l/h	7.46
75% Load Prime	l/h	5.57
50% Load Prime	l/h	3.89
100% Load Standby	l/h	7.67

JCB Power Products LTD Rocester Staffordshire ST14 5JP, +44 (0) 1889 590312, [www.jcbpowerproducts.com](http://www.jcbpowerproducts.com)

JCB reserves the right to change specifications without notice. Illustrations shown may include optional equipment and accessories

SPEC Issued 16/04/2013

Exhaust System			
Maximum Temperature 100% Standby	°C	50Hz	450
Exhaust Gas Flow 100% Standby	m <sup>3</sup> /min		5.24
Maximum Allowed Back Pressure	mm H <sub>2</sub> O		1000
Maximum Temperature 100% Standby	°C	60Hz	540
Exhaust Gas Flow 100% Standby	m <sup>3</sup> /min		7.52
Maximum Allowed Back Pressure	mm H <sub>2</sub> O		1000
Exhaust Flange Size	mm	34.7	

Air System			
Intake Air Flow 100% Standby	m <sup>3</sup> /h	50Hz	116.71
Total Cooling Air Flow 100% Standby	m <sup>3</sup> /s		0.8
Alternator Fan Airflow	m <sup>3</sup> /s		0.09
Intake Air Flow 100% Standby	m <sup>3</sup> /h	60Hz	140.05
Total Cooling Air Flow 100% Standby	m <sup>3</sup> /s		0.987
Alternator Fan Airflow	m <sup>3</sup> /s		0.108

Starting System			
Starter Motor	kW	1.4	
Battery Capacity	Ah	92	
Number of Batteries		1	
Auxiliary Voltage	V	12	


Fuel System			
Diesel Specification		EN590	
Standard Fuel Tank Capacity	l	100	

Weight and dimensions			
Length	mm	2150	
Width	mm	1025	
Height	mm	1328	
Shipping Volume (sea ready)	m <sup>3</sup>	2.98	
Weight (standard build excluding fuel)	Kg	902	

Sound Pressure			
LpA (7m)	50Hz	dB(A)	57
LpA (7m)	60hz	dB(A)	59

## Control Panel - JCB CPI (Standard)

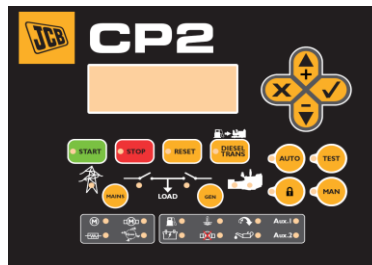
The JCB CPI control system is digital and has the capability to control, monitor and protect the generator. The display allows the user to easily monitor the status of the generator through an LCD display and LED outputs. It enables control of the generator operations through soft touch push button functionality and multi lingual capability



## Control Panel - JCB CP2 (Optional)

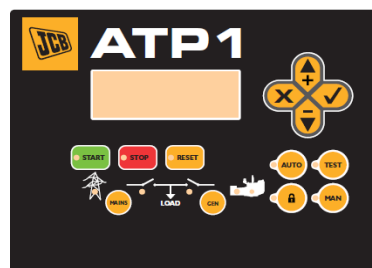
The JCB CP2 control system is digital and has the capability to control, monitor and protect the generator the same as the JCB CPI panel but additionally incorporates the functionality of the control module of the JCB ATP1.

The JCB CP2 Panel constantly monitors the mains and has to be hardwired into both mains and generator contactors. The display allows the user to easily monitor the status of the generator as well as controlling generator operation



## Control Panel - JCB ATP1 (Optional)

The JCB ATP1 control module is integrated into an Automatic Transfer Switch, which provides automatic mains failure capability. The JCB ATP1 can communicate with a generator through either 2 wire start volt free contactors or CANBUS through CPI to ATP1 (not compatible with CP2). The JCB ATP1 when connected via CANBUS to the JCB CPI will give control functions and display generator information.



Control Panel Features	CPI	CP2	ATPI
<b>Generator</b>			
Phase to Phase Voltage	●	●	●
Phase to Neutral	●	●	●
Phase Amperage	●	●	●
Frequency	●	●	●
kVA	●	●	●
Kw	●	●	●
kVAr	●	●	●
Power Factor	●	●	●
<b>Mains</b>			
Phase to Phase Voltage	x	●	●
Phase to Neutral	x	●	●
Phase Amperage	x	●	●
Frequency	x	●	●
kVA	x	x	x
kW	x	●	●
kVAr	x	x	x
Power Factor	x	x	x
<b>Engine</b>			
Coolant Temperature	●	●	x
Oil Pressure	●	●	x
Fuel Level Percentage	●	●	x
Battery Voltage	●	●	x
Engine RPM	●	●	x
Battery Charge Alternator Voltage	●	●	x
<b>Engine Alarms</b>			
High Coolant Temperature	●	●	x
Low Oil Pressure	●	●	x
Low Coolant Level	●	●	x
Unexpected Shutdown	●	●	x
Failure to Stop	●	●	x
Battery Voltage Failure	●	●	x
Battery Charge Alternator Failure	●	●	x
Over Speed	●	●	x
Under Speed	●	●	x
Failure to Start	●	●	x
Low Fuel level	●	●	x
Emergency Stop	●	●	●
<b>Alternator Alarms</b>			
High Frequency	●	●	●
Low Frequency	●	●	●
High Voltage	●	●	●
Low Voltage	●	●	●
Over Amperage	●	●	x
Short Circuit	●	●	x
Symmetry Between Phases	●	●	●
Incorrect Phasing	●	●	●
Inverse Power	●	●	x
Over Load	●	●	x
Generator Drop	x	x	●
Standard ● : Not Available x : Optional Δ			

JCB Power Products LTD Rocester Staffordshire ST14 5JP, +44 (0) 1889 590312, www.jcbpowerproducts.com

JCB reserves the right to change specifications without notice. Illustrations shown may include optional equipment and accessories

Control Panel Features	CPI	CP2	ATPI
Measurement			
Total Hours Run	●	●	●
Kilowatt Meter	●	●	●
Number of Starts	●	●	●
Number of Start Failures	●	●	●
Service Indicator	●	●	●
Connectivity			
Remote Screen (CAN)	△	△	△
Local Monitoring (CANBUS)	△	△	△
Local Monitoring (CANLAN)	△	△	△
Remote Monitoring (CANModem – Fixed)	△	△	△
Remote Monitoring (CANModem – GSM)	△	△	△
Features			
Events History	●	●	●
External Start capability	●	●	●
Programmable Start Restriction	●	●	●
Mains Failure Start	●	●	●
Generator Contact Activation	●	x	x
Mains and Generators Contact Activation	x	●	●
Fuel Transfer Control	●	●	x
Engine Temperature	●	●	x
Manual Override	●	●	x
Programmable Alarms	●	●	x
Generator Start in Test Mode	●	●	x
Programmable Outputs	●	●	x
Multi Lingual	●	●	●
Programmable Timer	●	●	x
Synchronisation	●	●	x

Synchronisation	DSE8610	DSE8620	DSE8660
DEEP SEA Panels	x	x	x

Canopy/Skid	
Lockable Maintenance Access Doors	●
Control Panel Viewing Window	●
Fork Pockets	●
Single Lift Point	●
Rental Sledging Base	●
Bundling	●
Open Frame	x
Bund Level Indicator	△
50mm Rock Wool Sound Insulation	●
Yellow Paint	●
Red Paint	△
White Paint	△

Standard ● : Not Available x : Optional △

### Mechanical Features

Cooling Pack	●
Air Filter	●
Mechanical Governor	●
Electronic Governor	x
High coolant Temperature Sender	●
Low Oil Pressure Sender	●
Advanced coolant Temperature Sender	x
Advanced Oil Pressure Sender	x
Oil Temperature Sender	●
Water Level Sender	x
Radiator Guards	●
Hot Component Guards	●
Manual Oil Drain Pump (fitted in canopy)	●
Water Jacket heater	●
Battery Isolator	●
Battery Type	Dry
Battery Size (Ah)	66
Number of Batteries	1
Battery Charger	●
Manual Fuel Fill	●
Electric Fuel Fill	Δ
Racor Fuel Filter (no alarm)	x
Racor Fuel Filter (with alarm)	●
Pre-filter with Seperator	x
External Spark Arrestor	Δ
Fuel Level Sender	●
Fuel Heater	Δ
External Fuel Fill (belly tank)	●
3 Way Fuel Valve and Coupling Nest	●
Residential Silencer	●
Exhaust Gas Compensator	x
Industrial Silencer	x

### Fuel Tank Options

	Material	Capacity (l)
Standard Tank	Plastic	100
Tank Option I	Steel	190

Standard ● : Not Available x : Optional Δ

### Electrical Features

AVR DSR	●
AVR DER	x
Winding Protection Standard	x
Winding Protection Standard +	●
Winding Protection Grey	△
Winding Protection Total	△
Winding Protection Total +	△
MAUX	●
PMG	△
Anti-Condensation Heater	△
Miniature Circuit Breaker (integrated busbar)	●
Moulded Case Circuit Breaker (with integrated busbar)	x
Earth Leakage Protection (shunt trip)	●
Synchronisation	x
Socket Box (inclusive of heavy duty busbar & micro switch)	●
Preparation for Earth Spike	●
Optional Voltages	△
Remote Screen	△
Panel Door Micro Switch	●
Copper Busbar/Tails	●
Emergency Stop Button	●
External Emergency Stop Button	●

### JCB Communication and Control

CPI (inclusive of program timer)	●
CP2 (inclusive of program timer)	△
ATP	△
CAN/USB	△
CAN/LAN	△
CAN RS-232	△
Remote Modem	△

### Reference Standards

JCB Generators are CE certified and conform to the following Directives (subject to a country requiring such standard):

- EN 12100, EN13857, EN60204
- 2006/42/CE Machinery safety
- 2006/95/EC Low voltage
- 2004/108/CE Electromagnetic compatibility
- 2000/14/EC Sound Power Level (amended by 2005/88/EC)
- 97/68/EC Emissions(amended by 2002/88/EC & 2004/26/EC)
- Power according to ISO 8528 and ISO 3046
- Ambient reference conditions 1000mbar, 25°C, 30% relative humidity ISO3046

Information based on standard specification equipment unless otherwise stated.

JCB Power Products LTD Rokeceter Staffordshire ST14 5JP, +44 (0) 1889 590312, [www.jcbpowerproducts.com](http://www.jcbpowerproducts.com)  
 JCB reserves the right to change specifications without notice. Illustrations shown may include optional equipment and accessories

SPEC Issued 16/04/2013